


Les Sculptés




Marotte®



MDF Sculptés - Carved MDF



Thalweg 03
1220x2500 mm, 19 mm
2500x1220 mm, 19 mm




Thalweg 07
1220x2500 mm, 19 mm
2500x1220 mm, 19 mm




Thalweg 33
1220x2500 mm, 19 mm
2500x1220 mm, 19 mm




Bareline 21
1220x2500 mm, 19 mm
2500x1220 mm, 19 mm




Bareline 24
1220x2500 mm, 19 mm
2500x1220 mm, 19 mm




Zen Wave 04
2500x1220 mm, 19 mm




Elegant 30
2440x1220 mm, 15 mm
2500x1220 mm, 19mm




Diamond 21
2440x1220 mm, 15 mm




Ondulation 10
1220x2440 mm, 15 mm




Drop 06
1220x2500 mm, 19 mm
2500x1220 mm, 19 mm



Thalweg 25
1220x2440 mm, 15 mm
2440x1220 mm, 15 mm



Thalweg 25 Argent
1220x2440 mm, 15 mm
2440x1220 mm, 15 mm



Thalweg 25 Or
1220x2440 mm, 15 mm
2440x1220 mm, 15 mm

Couleurs disponibles - Available colors


Finition : Mat = M / Satiné = S / Soft (aspect texturé type « peau de pêche extra-mat ») = SV.
Finishing : Mat = M / Satin = S / Soft (Textured aspect giving an extra mat "peach skin" effect) = SV.

63 M/S/SV	65 M/S/SV	80 M/S/SV	51 M/S/SV	52 M/S/SV	57 M/S/SV	40 M/S/SV	12 M/S/SV	04 M/S/SV	RAL Blanc 9003 M/S	RAL Noir 9005 M/S
--------------	--------------	--------------	--------------	--------------	--------------	--------------	--------------	--------------	--------------------------	-------------------------



Bois Sculptés - Carved woods


1 pli de placage



Erosion 10
2500x1220 mm, 20 mm
Chêne uniquement - Only in oak



Textile
2500x1220 mm, 20 mm
Chêne uniquement - Only in oak




Zen Wave 04
2500x1220 mm, 20 mm



Toile
2500x1220 mm, 20 mm


Multiplis de placage




Thalweg 03
1220x2500 mm, 25 mm
2500x1220 mm, 25 mm



Thalweg 33
1220x2500 mm, 32 mm
2500x1220 mm, 32 mm



Bareline 21
1220x2500 mm, 25 mm
2500x1220 mm, 25 mm



Drop 09
1220x2500 mm, 29 mm
2500x1220 mm, 29 mm

Christian Lacroix

par Marotte




Cornélie
2500x1200 mm, 17 mm
Chêne - Oak
Noyer US - US Walnut
Palissandre de Santos - Santos Rosewood
Frêne noir - Black Ash



Calligraphie
1200x2500 mm, 17 mm
Chêne - Oak
Chêne noir - Black Oak


Aniégré Anegré Chêne Oak Noyer US US Walnut Palissandre Rosewood Sycamore Sycamore Wengé Wenge Frêne noir Black Ash Chêne noir Black Oak





Corian® Sculptés - Carved Corian®


Design by Marotte




Zen Wave 04 dbm
2470x910 mm, 20 mm




Thalweg 03 dbm
910x2470 mm, 20 mm
2470x910 mm, 20mm



Thalweg 11 dbm
910x1800 mm, 20 mm
1800x910 mm, 20mm




Thalweg 33 dbm
910x1800 mm, 20 mm
1800x910 mm, 20mm



Drop 06 dbm
2470x910 mm, 20 mm
910x2470 mm, 20 mm

Design by Marotte Hybrid



Zen Wave Hybrid
Zebrano
2470x910 mm, 22 mm



Zen Wave Hybrid
Noyer US
2470x910 mm, 22 mm



Zen Wave Hybrid
Hêtre
2470x910 mm, 22 mm



Zen Wave Hybrid A/B/C/D

Christian Lacroix

Marotte



Passementerie de bois sur résine
900x1150 mm, 22 mm
Palissandre de Santos - Santos Rosewood

Noyer US
US Walnut

Hêtre
Beech

Zébrano
Zebrawood

Corian

Palissandre
Rosewood





Les Sculptés - Carved Panels

CARACTÉRISTIQUES TECHNIQUES - TECHNICAL CHARACTERISTICS

MDF SCULPTÉS - CARVED MDF	Référence Reference	Appareillage Matching	Dimension standard en mm Standard dimension in mm	Épaisseur en mm Thickness in mm	Support Substrate	Finition standard Standard finishes	Verni Varnish	Laque Lacquer
<p>MDF Sculptés</p>	Bareline 21	- - - X	1220x2500 / 2500x1220	19	MDF	brut - raw	option	option
	Bareline 24	X - - X	1220x2500 / 2500x1220	19	MDF	brut - raw	option	option
	Diamond 21	- X - -	2440x1220	15	MDF	apprêt - primed	-	option
	Drop 06	X - - X	1220x2500 / 2500x1220	19	MDF	brut - raw	option	option
	Elegant 30	- X - -	2440x1220	15	MDF	apprêt - primed	-	option
	Elegant 30 sharp	X - - X	2500x1220	19	MDF	brut - raw	option	option
	Ondulation 10	- X - -	1220x2440	15	MDF	apprêt - primed	-	option
	Thalweg 03	X - - X	1220x2500 / 2500x1220	19	MDF	brut - raw	option	option
	Thalweg 07	X - - X	1220x2500 / 2500x1220	19	MDF	brut - raw apprêt - primed	option -	option option
	Thalweg 25	- X - -	1220x2440 / 2440x1220	15	MDF	apprêt - primed	-	option
	Thalweg 25 sharp	X - - X	2500x1220 / 1220x2500	19	MDF	brut - raw	option	option
	Thalweg 25 Argent	- X - -	1220x2440 / 2440x1220	15	MDF	à la feuille - with a leaf	option	-
	Thalweg 25 Or	- X - -	1220x2440 / 2440x1220	15	MDF	à la feuille - with a leaf	option	-
	Thalweg 33	X - - X	1220x2500 / 2500x1220	19	MDF	brut - raw	option	option
	Zen wave 04	- - X X	2500x1220	19	MDF	brut - raw	option	option

BOIS SCULPTÉS - CARVED WOODS

1 PLI DE PLACAGE								
<p>1 pli de placage</p>	Erosion 10	X - - X	2500x1220	20	MDF	poncé - sanded	option	-
	Textile	- - - -	2500x1220	20	MDF	brut - raw	option	-
	Toile	X - - X	2500x1220	20	MDF	poncé - sanded	option	-
	Zen Wave 04	- - X X	2500x1220	20	MDF	poncé - sanded	option	-
<p>MULTIPLIS DE PLACAGE</p>	Bareline 21	- - - X	1220x2500 / 2500x1220	25	MDF	brut - raw	option	-
	Drop 09	X - - X	1220x2500 / 2500x1220	29	MDF	brut - raw	option	-
	Thalweg 03	X - - X	1220x2500 / 2500x1220	25	MDF	brut - raw	option	-
	Thalweg 33	X - - X	1220x2500 / 2500x1220	32	MDF	brut - raw	option	-
<p>CHRISTIAN LACROIX POUR MAROTTE</p>	Calligraphie	- - - -	1200x2500	17	MDF	brut - raw	option	-
	Cornélie	X - - X	2500x1200	17	MDF	poncé - sanded	option	-

CORIAN SCULPTÉS - CARVED CORIAN


DESIGN BY MAROTTE								
<p>Corian</p>	Drop 06 dbm	X - - X	910x2470 / 2470x910	20	MDF	glacier white	-	-
	Thalweg 03 dbm	X - - X	2470x910 / 910x2470	20	MDF	glacier white	-	-
	Thalweg 11 dbm	X - - X	1800x910 / 910x1800	20	MDF	glacier white	-	-
	Thalweg 33 dbm	X - - X	1800x910 / 910x1800	20	MDF	glacier white	-	-
	Zen Wave 04 dbm	- - X X	2470x910	20	MDF	glacier white	-	-
<p>DESIGN BY MAROTTE HYBRID</p>	Zen Wave hybrid	- - X X	2470x910	22	MDF + Corian	placage stratifié laminated veneer	-	-
<p>CHRISTIAN LACROIX POUR MAROTTE</p>	Passementerie bois/résine	X - - -	900x1150	22	MDF + Corian	placage stratifié laminated veneer	-	-

APPAREILLAGE / MATCHING

- Appareillage "all over" des panneaux sculptés standards
"All over" matching for standard carved panels
- Motifs identiques et symétriques avec une tolérance de 10mm/mètre
Identical and symmetric patterns with 10mm/meter tolerance
- Appareillage "all over" en suite de 4 modèles standards A, B, C & D
"All over" matching made by 4 standard patterns A, B, C & D
- Panneaux sur mesure, appareillés et numérotés selon plan d'élévation et feuille de débit
Custom sized, matched and numbered as per elevation drawing and cutting list

SUR DEMANDE / ON DEMAND


- Dimensions spéciales
Special dimensions
- Autres supports et épaisseurs
Other substrates and thicknesses
- Autres finitions
Other finishes
- Classement feu
Fire rating



MDF Sculptés - Carved MDF



Bois Sculptés - Carved woods



Corian® Sculptés - Carved Corian®

